



TEP 17-19 Batch Closure Synopsis

Centre for Innovation and Entrepreneurship (CIE)



1 -	Overview of TEP 17-19 Student Statistics
2 -	College Ranking Based on TEP Year-2 Course Performance
3 -	Highlights - B-Plan & Pitching Workshop
4 -	Highlights – Top Teams
5 -	Highlights – Concerns & Initiatives
6 -	Highlights - SPOC Feedback
7 -	Highlights - Student Feedback
8 -	TEP Contact Information

Participants graduate from Year 2 to receive the “TEP completion certificate” on the basis of the following conditions:

- The total score % secured in Year 2 should be above the minimum cutoff.
- The participant should have and attempted the Term 3 and Term 4 LMS assignments, and their team should have submitted Prototype Development Toolkit in Term-3 and Business Plan in Term-4 within specified timelines.

Overview of TEP 17-19 Student Statistics



State	Total Number of applications	Total Number of Colleges	Total Number of students enrolled	Total Number of students in Year-2	Total Number of students Graduated
Andhra Pradesh	845	9	226	139	124
			26.75% of the Students Applied	61.50% of the Students Enrolled	54.87% of the Students Enrolled
Telangana	846	19	416	247	206
			49.17% of the Students Applied	59.38% of the Students Enrolled	49.52% of the Students Enrolled
TOTAL	1691	28	642	386	330
			37.97% of the Students Applied	60.12% of the Students Enrolled	51.40% of the students Enrolled

TS College Ranking Based on TEP Year-2 Course Components



College	Average Total Percentage	College Ranking
Chaitanya Bharathi Institute of Technology	76.18	1
MLR Institute of Technology	70.13	2
Mahindra École Centrale	67.94	3
CMR Engineering College	67.82	4
G. Narayanamma Institute of Technology and Science (for women)	67.35	5
VNR Vignana Jyothi Institute of Engineering and Technology	67.31	6
S R Engineering college	66.78	7
Sreenidhi Institute of Science and Technology	64.5	8
BITS Pilani-Hyderabad Campus	63.73	9
Vignana Bharathi Institute of Technology	63.62	10
National Institute of Technology Warangal	62.63	11
Hyderabad Institute of Technology and Management	62.1	12
Gokaraju Rangaraju Institute of Engineering & Technology	61.92	13
Marri Laxman Reddy Institute of Technology and Management	60.53	14
Vasavi College of Engineering	57.21	15
CVR College of Engineering	56.16	16
Malla Reddy Engineering college	54.88	17
Sphoorthy Engineering college	47.58	18
Kakatiya Institute of Technology & Science	36.36	19

Average Total percentage is the sum of the Year-2 Total scores converted as Percentage of all the students of the specific college divided by the number of students of the specific college.

Telangana - Certification Stats College Wise



College	Number of Students in Year-2	Number of Teams	Number of Students (PASSED)	Number of Students (FAILED)
BITS Pilani-Hyderabad Campus	11	3	6	5
Chaitanya Bharathi Institute of Technology	7	2	7	0
CMR Engineering College	6	1	6	0
CVR College of Engineering	8	3	5	3
G. Narayanamma Institute of Technology and Science (for women)	15	3	15	0
Gokaraju Rangaraju Institute of Engineering & Technology	21	5	19	2
Hyderabad Institute of Technology and Management	12	3	11	1
Kakatiya Institute of Technology & Science	5	1	2	3
Mahindra École Centrale	11	3	11	0
Malla Reddy Engineering college	8	3	5	3
Marri Laxman Reddy Institute of Technology and Management	4	2	3	1
MLR Institute of Technology	1	1	1	0
National Institute of Technology Warangal	12	3	12	0
S R Engineering college	7	2	5	2
Sphoorthy Engineering college	12	3	4	8
Sreenidhi Institute of Science and Technology	38	10	36	2
Vasavi College of Engineering	15	4	7	8
Vignana Bharathi Institute of Technology	14	3	13	1
VNR Vignana Jyothi Institute of Engineering and Technology	40	8	38	2
Telangana	247	63	206	41

State	Total Teams Selected	Total Teams Attended	Total Teams Missed
Andhra Pradesh	14	14	0
Telangana	18	11	7
TOTAL	32	25	7

Details of the teams from Telangana who didn't participate are stated in next slide.

TS - B-Plan & Pitching Workshop – Top Ideas



Sl.No.	College	Team Name	Idea Concept	Attendance
1	Mahindra Ecole Centrale	Team Urbanites	Smart Washing Brush	Yes
2	Chaitanya Bharathi Institute Of Technology	Brainy Fools	Support wheel system for 2 wheeler	Yes
3	Chaitanya Bharathi Institute Of Technology	Transcendence	Shoe based floor cleaner	Yes
4	CMR Engineering College	The Optimized Brains	Voice to Text Conversion	Yes
5	CVR College of Engineering	Agripal	App/Website for farmers	Yes
6	G. Narayanamma Institute of Technology and Science (for women)	Smartechnies	App to inform location & availability of seats on bus	Yes
7	Gokaraju Rangaraju Institute Of Engineering & Technology	Brainstormers	Digital device for construction workers	Yes
8	S R Engineering College	Professional Pirates	Grain Dryer	Yes
9	Sreenidhi Institute Of Science and Technology	Innovators	Mobile Blood Bank & app	Yes
10	Vignana Bharathi Institute of Technology	Edu- Desk	Platform for students/innovators	Yes
11	VNR Vignana Jyothi Institute of Engineering and Technology	Hope	Mini Harvester	Yes
12	Mahindra Ecole Centrale	Mec-One	Toilet finding app	No
13	Vignana Bharathi Institute of Technology	Reboot Rebels	Women's Safety Device	No
14	VNR Vignana Jyothi Institute of Engineering and Technology	Devil Squad	Vehicle Parking App	No
15	VNR Vignana Jyothi Institute of Engineering and Technology	Pathfinders	Air mask with natural elements	No
16	VNR Vignana Jyothi Institute of Engineering and Technology	Team Flash	Crop Storage Unit	No
17	VNR Vignana Jyothi Institute of Engineering and Technology	Trident	Automatic Prawn Feeder	No
18	VNR Vignana Jyothi Institute of Engineering and Technology	Innovangers	Coconut Dehusking Machine	No

The top five teams were selected on the basis of the following rules:

- The teams with high score, at least within top 20 of the cohort, for the average of all practicum component submissions for TEP i.e. Prototype Video (PV) in Term-2, Prototype Development Toolkit (PDT) in Term-3 and Business Plan (B-Plan) in Term-4 should.
- The teams with business idea/opportunity that can be addressed with a technologically viable solution and has a promising market potential as assessed by the CIE-TEP academic committee.

S. No.	State	College	Team Name	Idea	PV%	PDT%	B-Plan%	Average Score
1	TS	Chaitanya Bharathi Institute Of Technology	Brainy Fools	Support wheel system for 2-wheelers	69	76	62	69.00
2	TS	Mahindra Ecole Centrale	Team Urbanites	Smart Washing Brush	29	73	72.25	58.08
3	TS	Sreenidhi Institute of Science and Technology	Techie Tribe	Object Finder	38	54.5	59	50.50

Note: The green highlights indicate that the teams were one of the top 20 teams in the specified category.

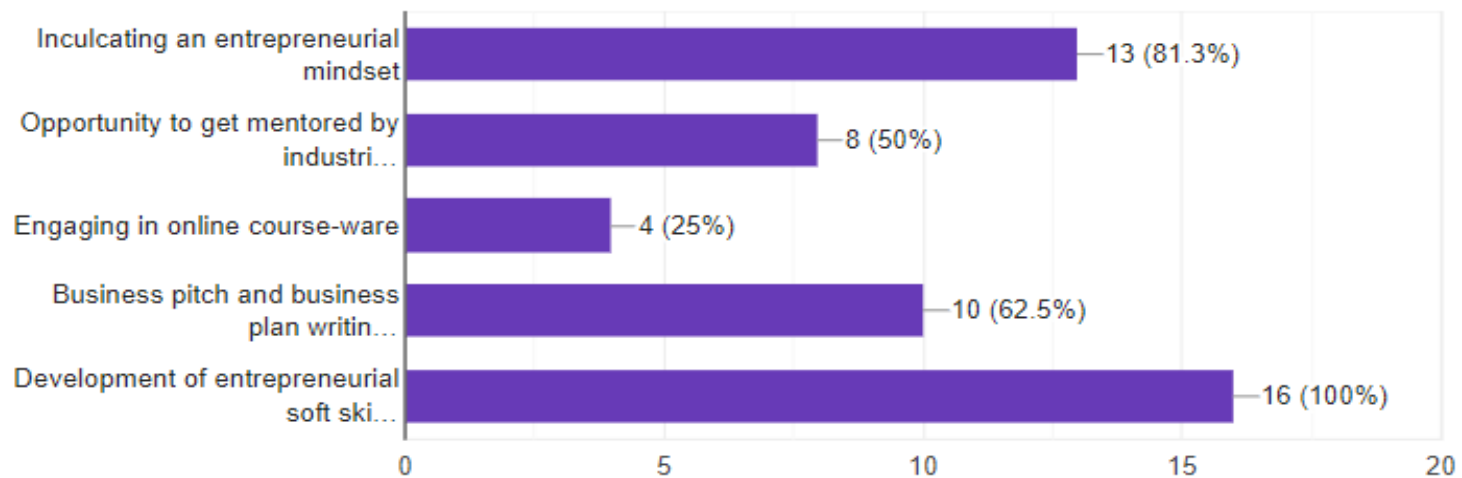
S. No	Concerns Faced (as stated by SPOCs)	Initiatives Undertaken by ISB to Resolve
1.	Students lose interest within the first year of TEP and large number of students do not get into second year	2 Year TEP format is changed to fast paced 1 Year TEP format which is implemented from TEP 2.0
2.	Live Webex Sessions for course related FAQs has low participation	Webex Sessions are more interactive and now FAQs are handled along with Speaker Series
3.	Students do not feel connected with the TEP team apart from the practicum workshops	TEP Talk and Interesting Reads on Innovation at National and Global Front is introduced.

SPOC Feedback on TEP 17-19

(taken in June 2019)

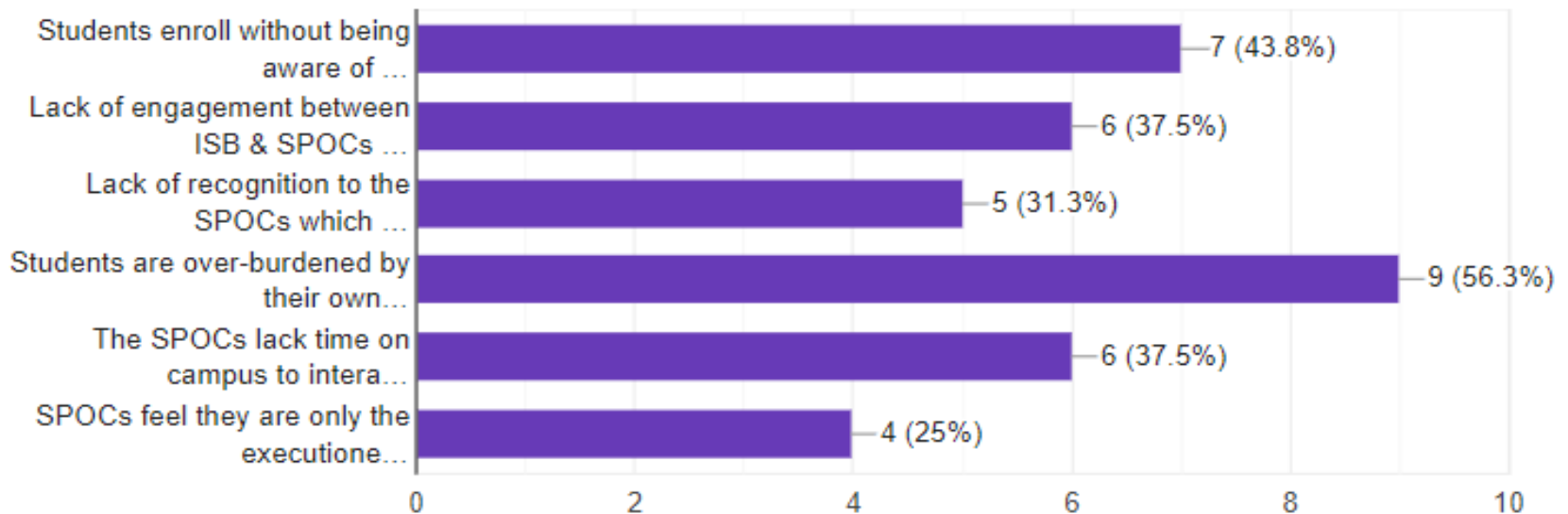
1. What according to you were the key benefits of TEP to the students of 2017-19 batch?

16 responses



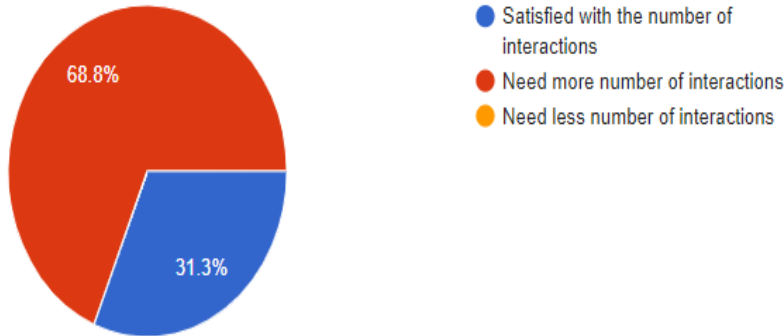
2. While TEP 2017-19 is in execution, what are the key challenges that you faced when dealing with the students?

16 responses



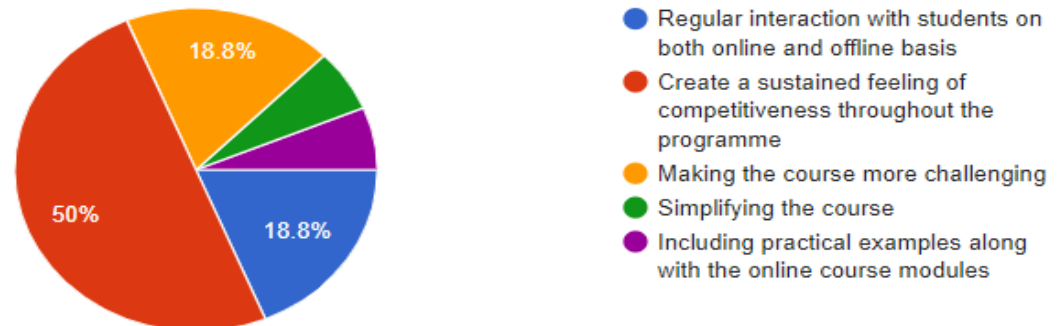
3. How often did you think the ISB TEP team and the Government partners interacted with you during the 2017-19 batch?

16 responses



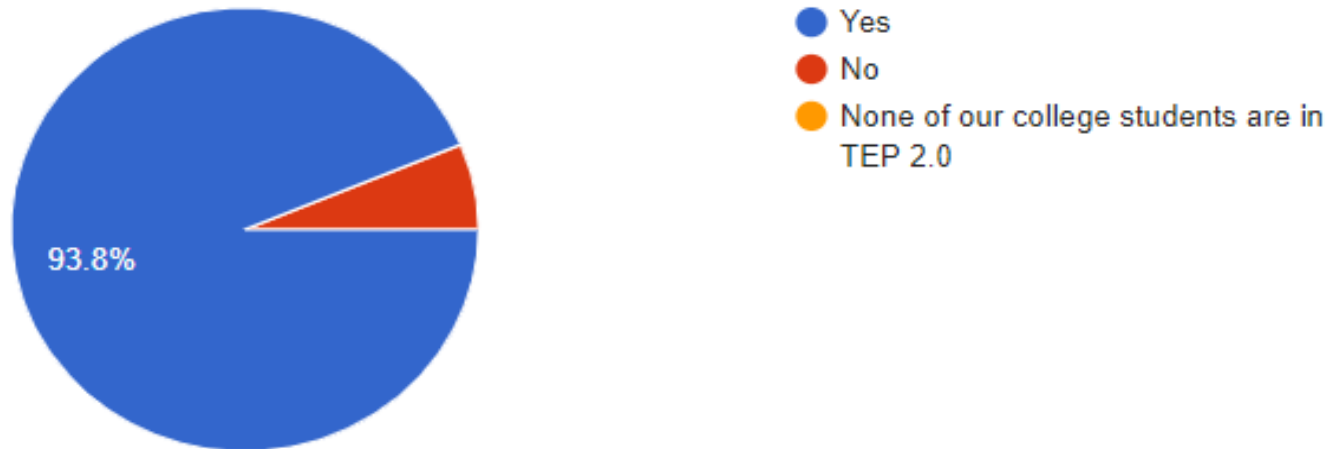
4. What were the issues you had faced while interacting with the ISB team during the 2017-19 batch?

16 responses



5. Were the concerns raised in TEP 2017-19 addressed in TEP 2.0 (2019-20)?

16 responses



In your opinion, what is the experience of the 2017-19 batch of students with the TEP programme?

- Majority of the students are satisfied with the course content and programme, only because of lack of time due to hectic academic work pressure they could not complete the assigned task in time.
- Overall good
- One of our student got benefited out this program, at time placement interviews he shared with the company regarding TEP course in return they appreciated and offered him.
- Good programme, with inputs given for 2019-2020 we are sure it will be excellent.
- it was great experience for the students. They have worked on different problem statement in teams and came out with prototypes.

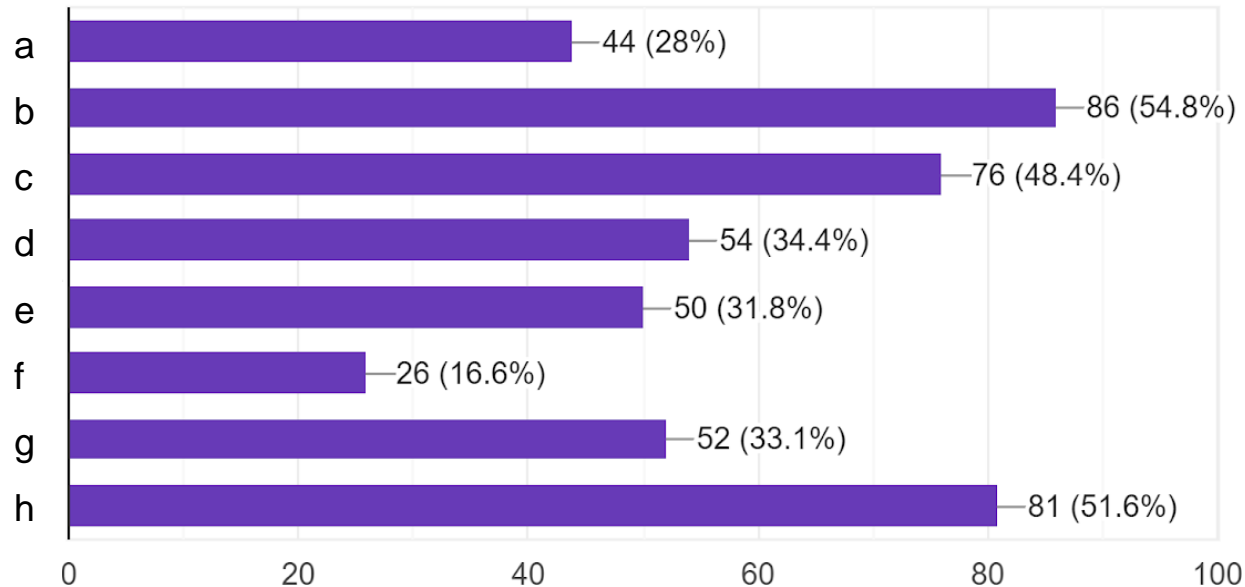
In your opinion, what is the experience of the 2017-19 batch of students with the TEP programme?

- Initially Student are in the feeling that they have enrolled for an another course, later on they found it is more helpful in shaping their career even if they do not have any employment offer.
- **Students have not shown any interest and many of them have dropped in 2nd year**
- Programme is well run and more time they spent in learning the business skills
- The programme went very smoothly in a organised manner
- They got good exposure on entrepreneurial skills and they got confident to go for a startup.
- The students are very happy with the TEP Program
- **Students feel happy but need to be engaged more in a better way**
- It was a great learning experience
- It was good but students were busy with their own career plans besides the TEP

TEP 17-19 Student Feedback

(Taken in June 2019)

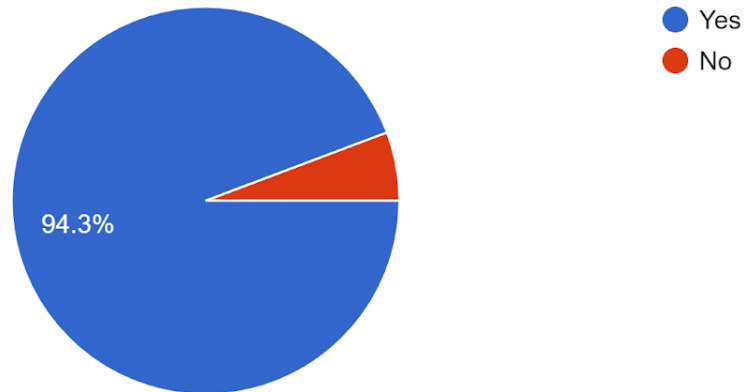
1. Why did you enrol for TEP?



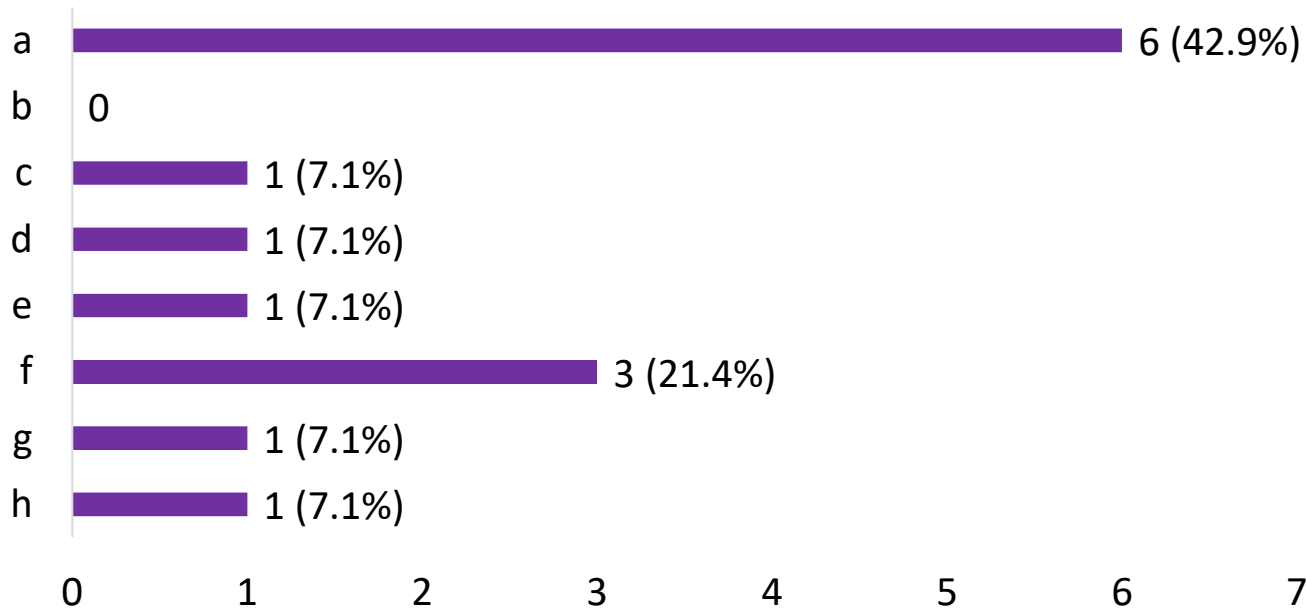
- a. To experience workshops and other practicum components
- b. To understand the journey of an entrepreneur**
- c. To identify a problem and ideate a viable solution**
- d. To learn general management principles
- e. To experience ISB faculty and receive ISB certification
- f. To network with students from other colleges
- g. To develop communication and presentation skills
- h. All of the above**

2. Did TEP meet your expectation?

157 responses



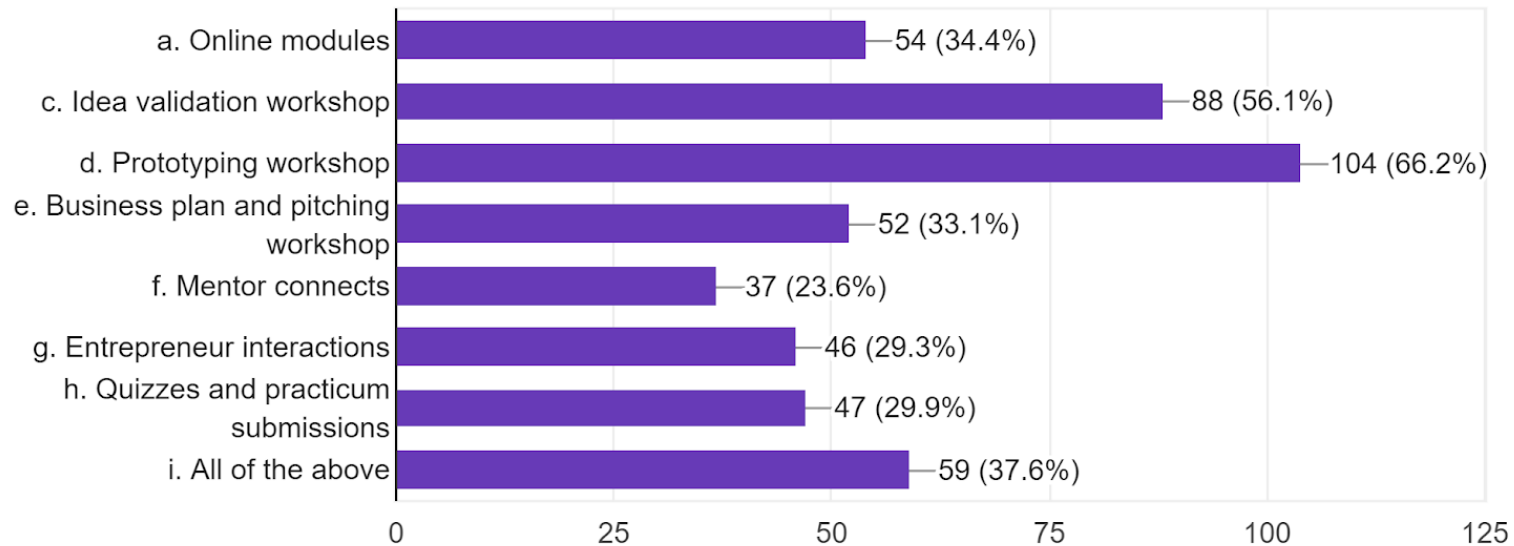
3. If no, what did you feel you missed out on?



- a. **To experience workshops and other practicum components**
- b. To understand the journey of an entrepreneur
- c. To identify a problem and ideate a viable solution
- d. To learn general management principles
- e. To experience ISB faculty and receive ISB certification
- f. **To network with students from other colleges**
- g. To develop communication and presentation skills
- h. All of the above

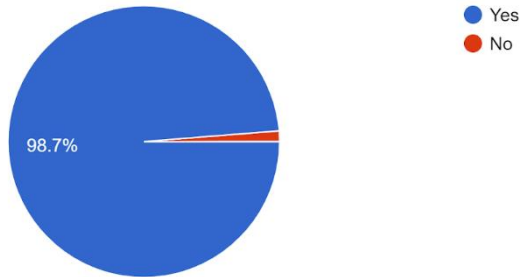
4. Which of the following things did you enjoy the most in TEP?(You can choose multiple options)

157 responses



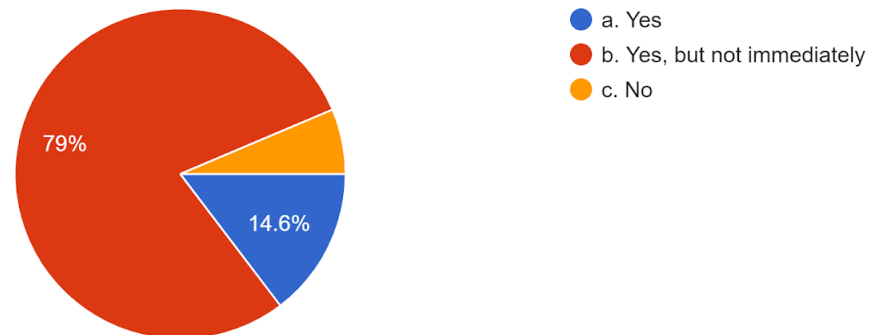
5. Would you recommend TEP to your juniors?

157 responses



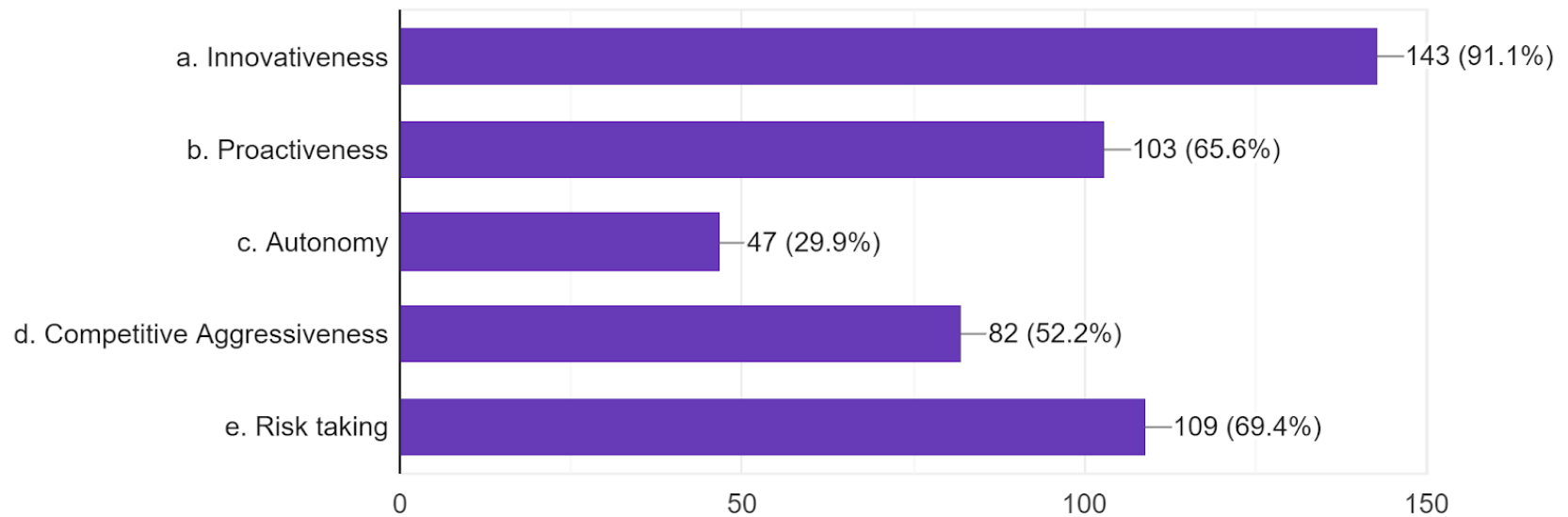
6. Do you feel confident enough to start your own startup, after undergoing TEP?

157 responses



7. What soft-skills have you learnt during the two years of TEP?

157 responses



8. What suggestions would you give to make TEP a more robust program?

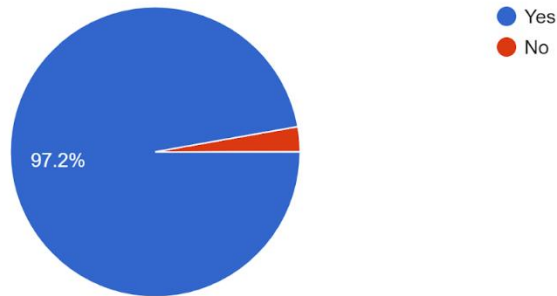
S. No	Top suggestions by the students	Initiatives Undertaken by ISB to Resolve
1.	More number of workshops	<ul style="list-style-type: none"> • Phase-1: Innovation Hackathons • Phase-2: Implementation Workshop • Phase-4: B-Plan & Pitching Workshop
2.	More practical content – Real life examples by the entrepreneurs	<ul style="list-style-type: none"> • Increased number of Speaker Series by the entrepreneurs • Phase-3: Mentor from the industry will provide the required industrial inputs.
3.	Sessions at ISB	B-Plan & Pitching Workshop at Phase-4 will be at ISB
4.	Peer interaction through inter-collegiate events	

TEP 2.0 Students Feedback (Phase 1)

Taken in June 2019

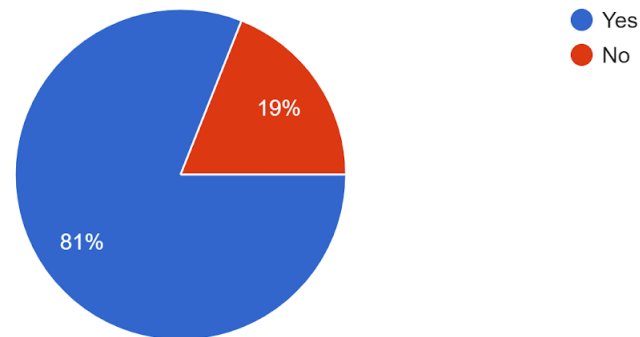
1. Did the phase-1 of TEP meet your expectations and requirements?

179 responses



5. Are you satisfied with the prototype that you have created at the end of phase-1?

179 responses

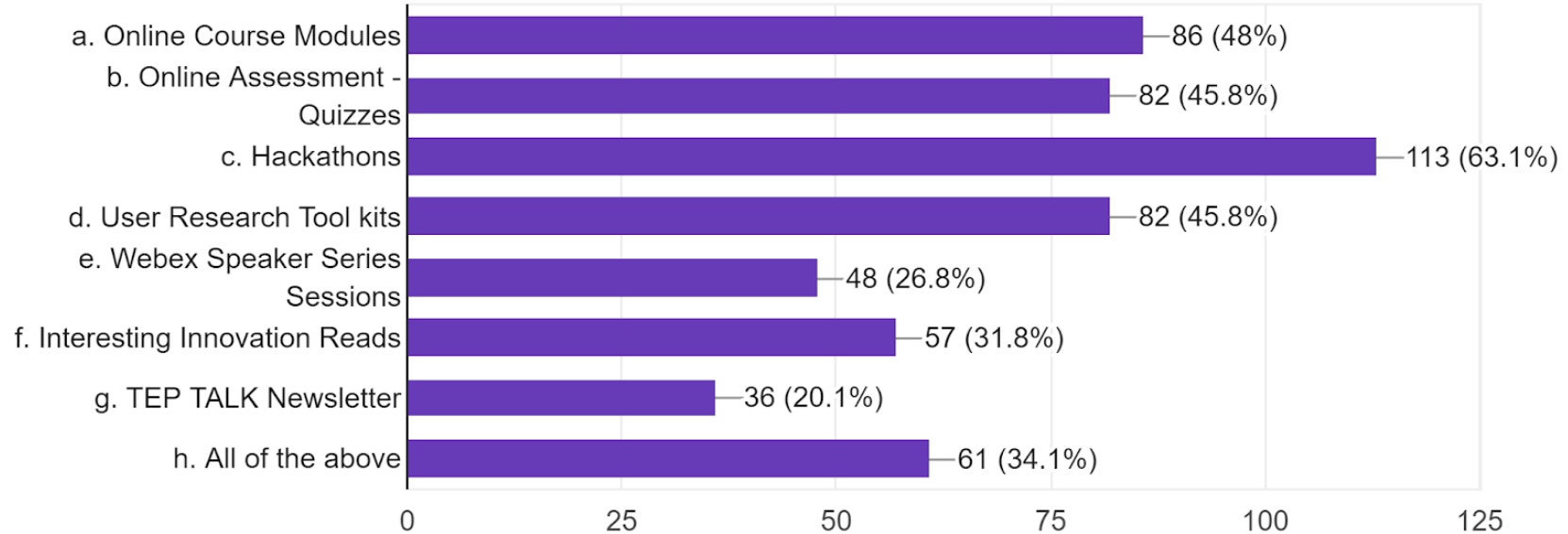


2. If answer to the above question is 'No', what are the other points that you would want us to cover?

- More practical approach and good audio quality for some videos and try to plan WebEx sessions in non working days or at times flexible
- There are many technical glitches in viewing videos. And a single video is consuming almost 2 to 3 GB of data .The status of video is also not known till the end of phase 1.If we know status then we can watch the video again before last date. And also there is proper explanation about details/tasks given through mail's.

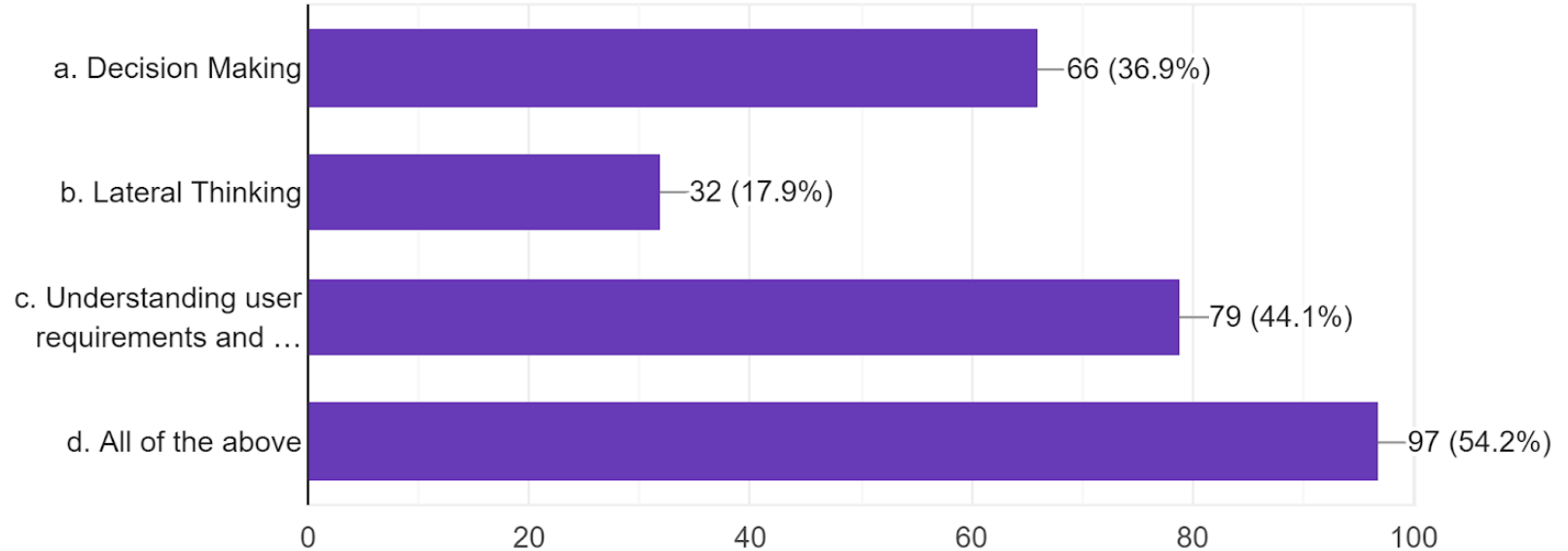
3. Which of the following aspects of the program were you most comfortable with? (You can choose multiple options)

179 responses



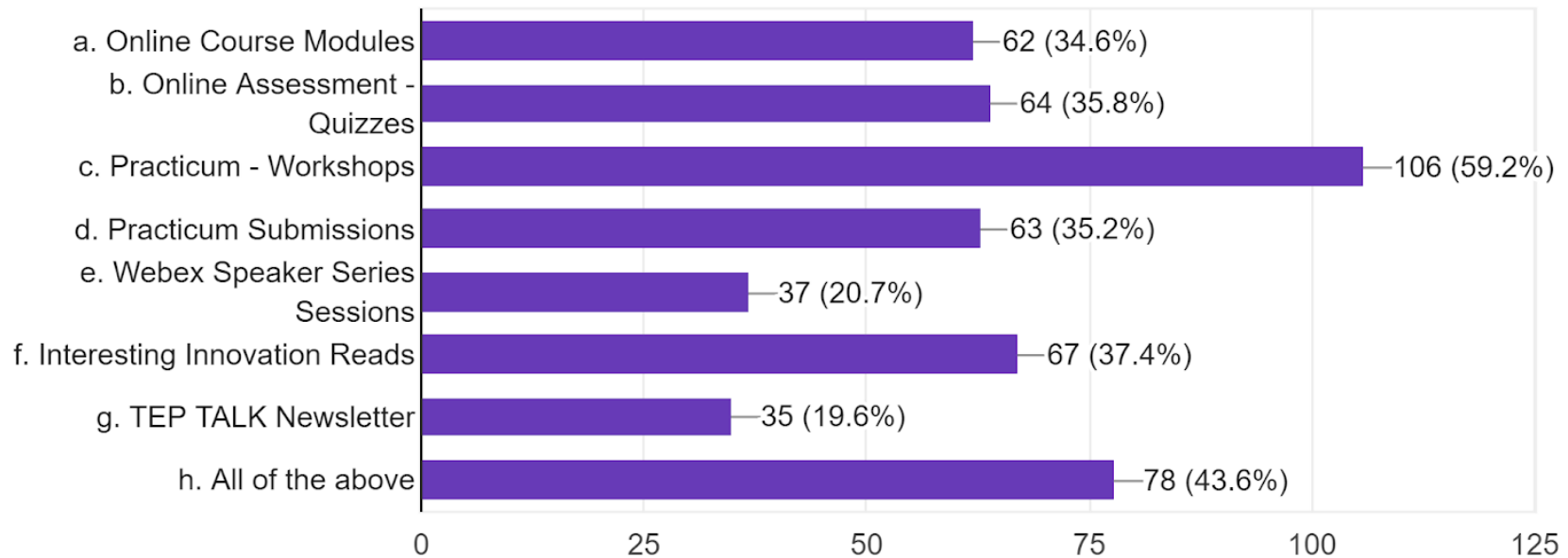
4. What aspects of the entrepreneurial journey have you learnt so far? (You can choose multiple options)

179 responses



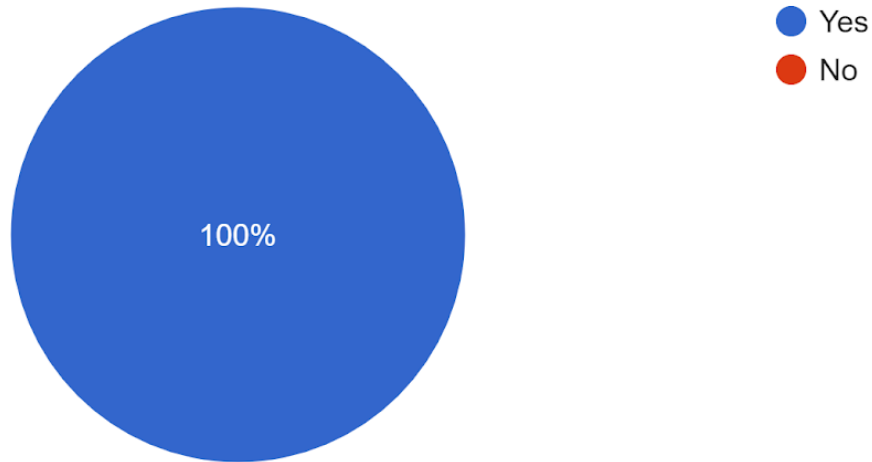
6. What are you looking for the most in the next phase (phase 2) of TEP? (You can choose multiple options)

179 responses



7. Would you recommend TEP to the next batch of your college?

179 responses





THANK YOU

